

## DataSheet Brushes

ConSpare supply a comprehensive range of cleaning brushes. As UK distributor for one of Europe's leading specialist brush manufacturers we offer top quality brushes in a wide variety of designs from stock at competitive prices.

Many of our brushes are interchangeable with standard OEM designs. State of the art manufacturing techniques and rigorous quality checks ensure long life, cost effective performance. High volume production minimises manufacturing costs to keep prices keen.



### Strip brushes

Available in a wide variety of sizes and bristle combinations. Strong and durable with galvanised steel or wooden back, this design concentrates a large quantity of inline bristles for improved sweeping action. The combined metal / nylon bristle configuration is particularly effective. A unique brush mounting rail ensures simple installation and quick changeover.



### Rotary brushes

Rotary brushes are engineered to match application requirements in lengths from 1mtr to 2.5 mtrs and sweeping diameters from 120mm to 500mm. A wide variety of bristle designs are available, from hi-flex nylon for light duty applications up to heavy duty galvanised waved wire for extreme cleaning. A highly effective brush cleaning brush is also available.



### Rotary brush adaptor flanges


In many cases our standard rotary brushes are a direct replacement for OEM models. For non-standard designs we supply a range of simple reducing flanges which adapt our standard brush to suit plain shafts up to 40mm diameter, for quick and easy replacement in virtually any application.





### Segment brushes


Segment brushes are individually mounted onto a specially designed shaft. They offer excellent value for money and a large degree of flexibility. Segment brush sections are available in a vast range of id., od. and bristle material. Spacers enable bristle density to be varied and brushes for cleaning products of differing height can easily be accommodated.



### Mould brushes

Mould brushes to suit standard kerb stone moulds with different designs according to DIN standards. Available in light duty version (30mm plastic body, 3 rows of bristles) and heavy duty version (50mm plastic body, 5 rows of bristles). Bristle options include flat steel, nylon or a combination in right angled or inline configuration.

### Other brushes available




Wire wheel brushes



Roadsweeper brushes



Special designs



Brush cleaning brush



Heavy duty segments



Steel wire bristles

Visit - [www.conspare.com](http://www.conspare.com) | Call +44 (0)1773 860796 | Email - [sales@conspare.com](mailto:sales@conspare.com)

ConSpare Limited Registered in England No. 10373473  
Castlewood Business Park, Farmwell Lane, Sutton-in-Ashfield, Nottinghamshire. NG17 1BX.  
We reserve the right to modify or withdraw specifications or products without notice or obligation.

